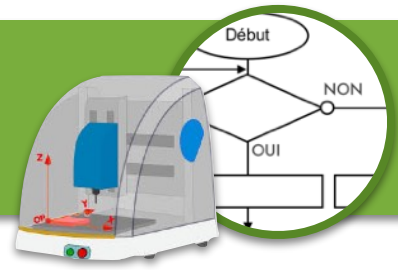


COMMENT RÉALISER UN ALGORIGRAMME FACILEMENT ?

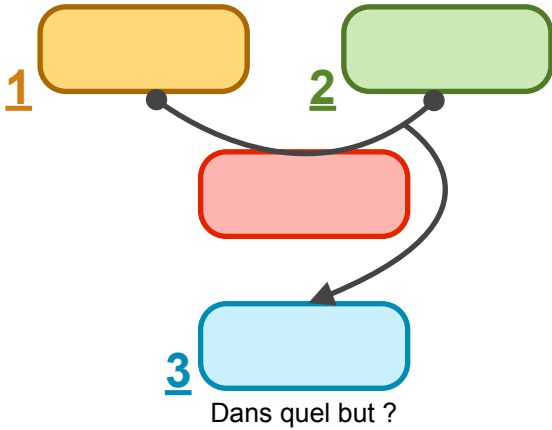


Nom prénom :

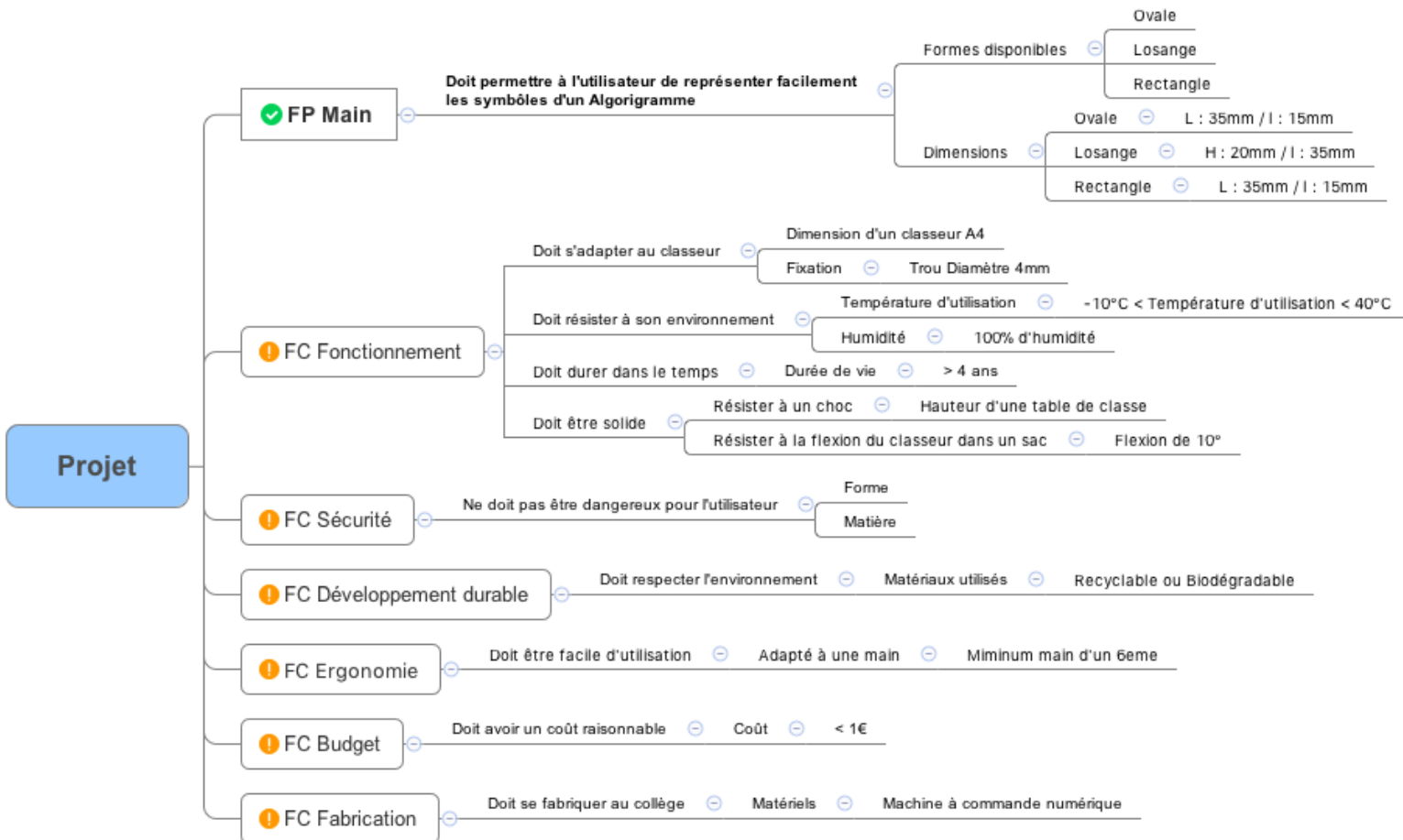
ANALYSE DU BESOIN

A qui le produit rend-il service ?

Sur quoi agit-il ?



CAHIER DES CHARGES




FONCTIONS ET SOLUTIONS TECHNIQUES

Fonction principale

Fonctions techniques

Solutions techniques



A large, empty, rounded rectangular box with a green border, intended for the main function.

A small, empty, rounded rectangular box with a red border, intended for a technical function.

A larger, empty, rounded rectangular box with a red border, intended for multiple technical functions.

A larger, empty, rounded rectangular box with a red border, intended for multiple technical functions.

A small, empty, rounded rectangular box with a blue border, intended for a technical solution.

A small, empty, rounded rectangular box with a blue border, intended for a technical solution.

A small, empty, rounded rectangular box with a blue border, intended for a technical solution.

A small, empty, rounded rectangular box with a blue border, intended for a technical solution.

A small, empty, rounded rectangular box with a blue border, intended for a technical solution.

A small, empty, rounded rectangular box with a blue border, intended for a technical solution.

A small, empty, rounded rectangular box with a blue border, intended for a technical solution.

A series of six empty rectangular boxes with dashed borders, intended for additional notes or details.

DESSIN DE LA SOLUTION

A large grid for drawing the solution, consisting of 20 columns and 30 rows of squares.